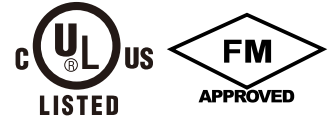


Butterfly Valve

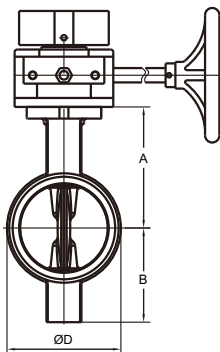
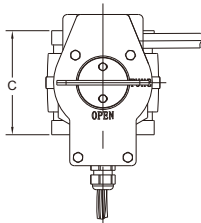
Resilient Seated Grooved Ends

Fig. 25GG-200
25GG-250
25GG-300



Working pressure
200PSI / 250PSI / 300PSI

Connection Ends
AWWA C606/GB/T 8260
VDS2100/AS2638.2



Materials List

Component	Material	Specification
Body	Ductile Iron	A536 65-45-12
Disc	Ductile Iron EPDM Coated	
Upper&Lower Stems	Stainless Steel	AISI 410
Worn Gear Shaft	Stainless Steel	AISI 410
Housing	Cast Iron	A126 B
Hand Wheel	Ductile Iron	A536 65- 45-12B
O-Rings(All)	EPDM Grade"E"	

Dimensions(mm/inch)

SIZE	mm	50	65	80	100	125	150	200	250	300
	inch	2	2½	3	4	5	6	8	10	12
A	mm	95	98	105	135	148	165	204	245	277.5
	inch	3.74	3.87	4.13	5.31	5.83	6.50	8.03	9.65	10.93
B	mm	78	78	85	105	128	140	170	205	258
	inch	3.07	3.07	3.35	4.13	5.04	5.51	6.69	8.07	10.16
C	mm	84.5	98	98	116	149	147.6	134	160	165
	inch	3.33	3.86	3.86	4.57	5.87	5.81	5.28	6.30	6.50
ØD	mm	72	88	98	127	156	185	235	292	323.85
	inch	2.83	3.46	3.86	5.00	6.14	7.28	9.25	11.49	12.75

Factory installed UL listed double Tamper Switches For indoor and Outdoor Use.