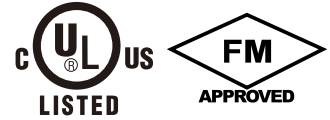


Butterfly Valve

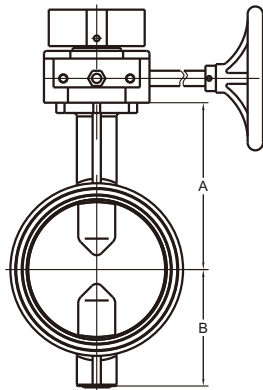
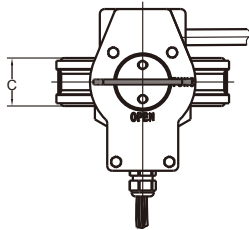
Resilient Seated Wafer Ends

Fig.25W-300
25W-250
25W-200



Working pressure
200PSI / 250PSI / 300PSI

Flanged Ends
ANSI B16.1 Class125/150
EN1092-2 PN10/PN16/PN25



Materials List

Component	Material	Specification
Body	Ductile Iron	A536 65-45-12
Disc	Ductile Iron EPDM Coated	
Upper&Lower Stems	Stainless Steel	AISI 410
Worn Gear Shaft	Stainless Steel	AISI 410
Housing	Cast Iron	A126 B
Hand Wheel	Ductile Iron	A536 65- 45-12B
O-Rings(All)	EPDM Grade"E"	

Dimensions(mm/inch)

SIZE	mm	50	65	80	100	125	150	200	250	300
	inch	2	2½	3	4	5	6	8	10	12
A	mm	141	153	158	176	191	203	244	273	311
	inch	5.55	6.02	6.22	6.93	7.52	7.99	9.61	10.75	12.24
B	mm	78	78	85	105	128	140	170	205	258
	inch	3.07	3.07	3.35	4.13	5.04	5.51	6.69	8.07	10.16
C	mm	43	46	46	52	56	56	62	68	78
	inch	1.69	1.81	1.81	2.05	2.20	2.20	2.44	2.68	3.07

Factory installed UL listed double Tamper Switches For indoor and Outdoor Use.